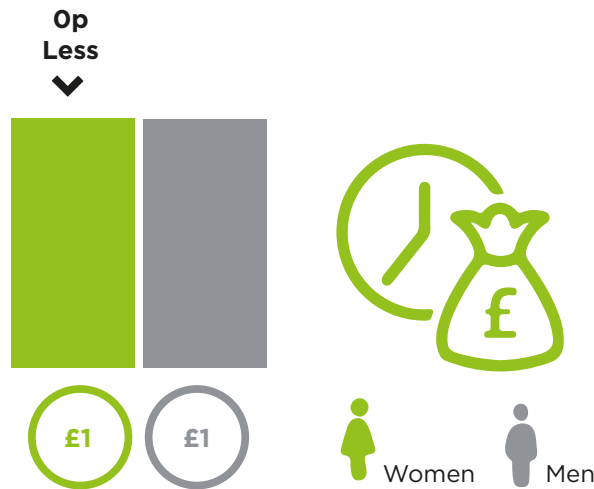


2022/23 Gender pay gap report

Hourly pay gap

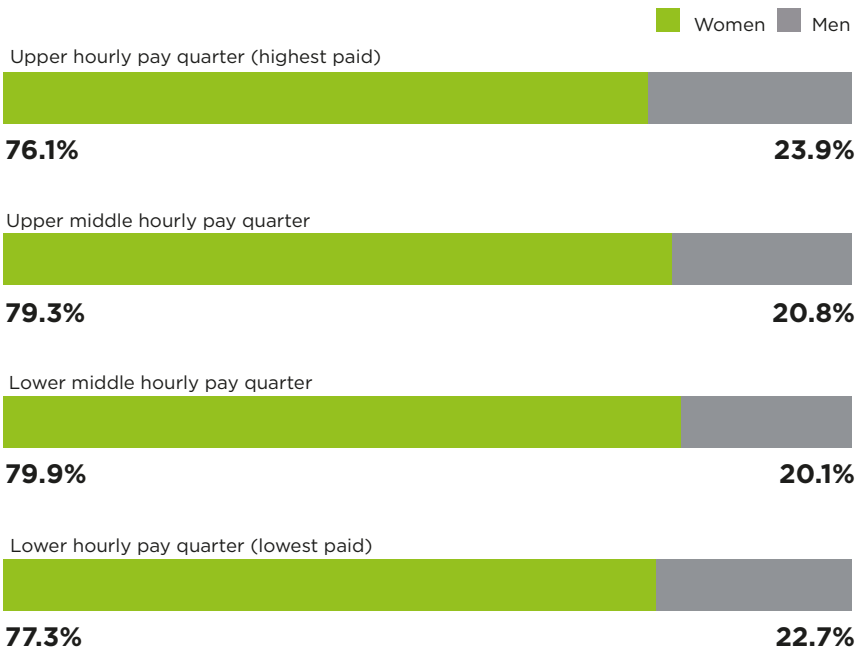
In this organisation, women earn £1 for every £1 that men earn when comparing median hourly pay. Their median hourly pay is 0% lower than men's.



When comparing mean (average) hourly pay, women's mean hourly pay is 2.5% lower than men's.

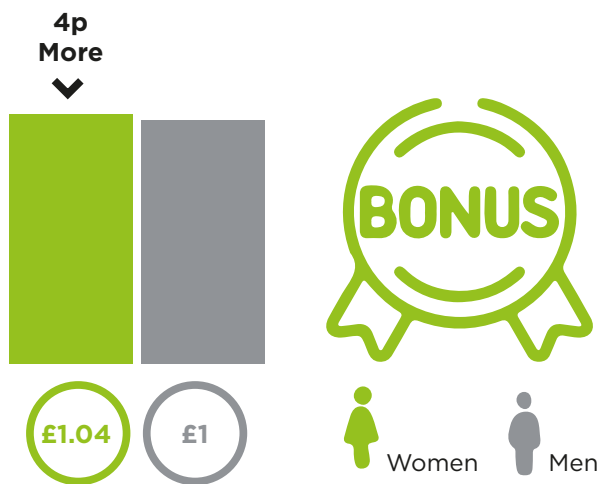
The percentage of women in each pay quarter

In this organisation, women occupy 76.1% of the highest paid jobs and 77.3% of the lowest paid jobs.



Bonus pay gap

In this organisation, women earn £1.04 for every £1 that men earn when comparing median bonus pay. Their median bonus pay is 3.6% higher than men's.



When comparing mean (average) bonus pay, women's mean bonus pay is 1.5% higher than men's.

Who received bonus pay

3.2% of women
7.5% of men